


CELLULAR CONCRETE SCREW, T30

Selftapping screw anchor with coarse thread.

TYPE CBS



ADVANTAGES

- Installation without predrilling.
- Direct installation, without special tools.
- Special anti-corrosion coating.

FUNCTIONING

- Push-through installation.
- When used in solid masonry, predrill with 6mm.

CELLENBETONSCHROEF MET VERZONKEN KOP, T30

Zelftappende schroef met grove draad.

VOORDELEN

- Montage zonder voorboren.
- Directe montage, zonder speciale benodigdheden.
- Speciale roestwerende coating.

TOEPASSING

- Doorsteekmontage.
- Bij gebruik in volle baksteen, voorboren met 6mm.

VIS POUR BÉTON CELLULAIRE TÊTE FRAISÉE, T30

Vis autotarodeuse avec filet large.

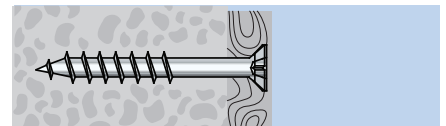
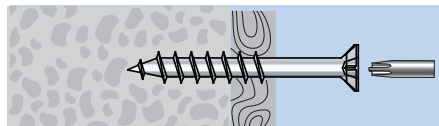
AVANTAGES

- Montage sans préforage.
- Montage rapide, sans outillage special.
- Revêtement anti-corrosion.

APPLICATION

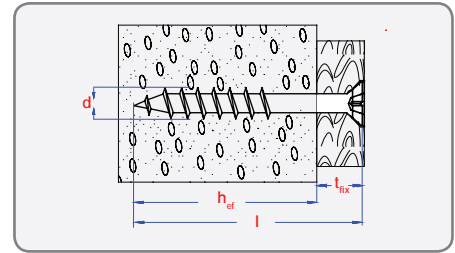
- Installation traversante.
- Si utilisé dans des briques pleines, préforez avec 6mm.

INSTALLATION SCHEME






INFO

d [mm]	l [mm]	$h_{ef}^1 \geq$ [mm]	$h_{ef}^2 \geq$ [mm]	$t_{fix} \leq$ [mm]
8	65	60	80	5
8	90	60	80	30
8	110	60	80	50
8	130	60	80	70



Carton box packing - Kartonverpakking - Boîte carton

size	pgb code	EAN13	
8x65	SM0CBS0110800653	5902134194417	100
8x90	SM0CBS0110800903	5902134194424	100
8x110	SM0CBS0110801103	5902134194431	100
8x130	SM0CBS0110801303	5902134194448	50



LOADS - BELASTINGEN - CHARGES

Recommended loads for a single anchor. ¹⁾

Maximaal aanbevolen belasting voor één anker. ¹⁾

Charges maximales recommandées pour un ancrage simple. ¹⁾

Type CBS			ø 8 60	ø 8 80
Aerated concrete / Cellenbeton / Béton cellulaire	≥ PP2, PB2(G2)	[kN]	0,10	0,13
Aerated concrete / Cellenbeton / Béton cellulaire	≥ PP4, PB4(G4)	[kN]	0,32	0,55

¹⁾including / inclusief / Inclus safety factor 5.